

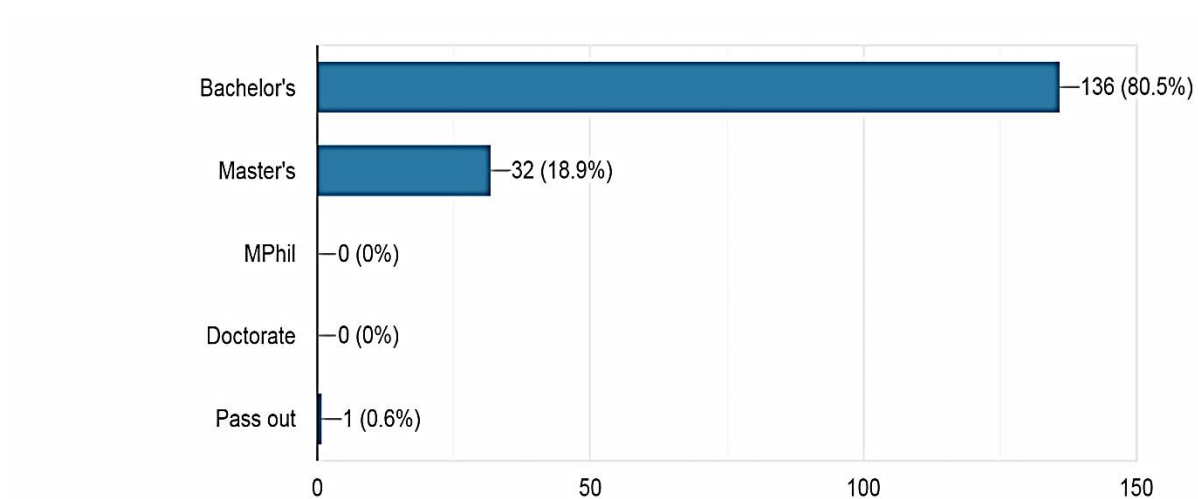
# **STUDENT SATISFACTION SURVEY**

**S.D. College for Women, Moga**

**Total Number of responses = 169**

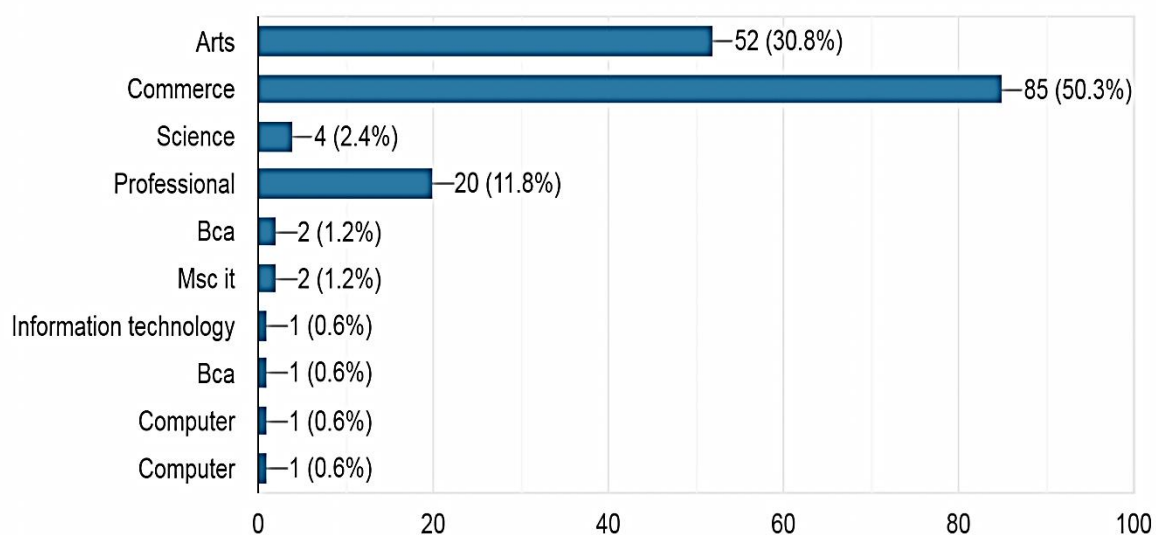
## What Degree program are you pursuing now?

Degree	Bachelor's	Master's	other
No. of students	136	32	1
Percentage	80.5%	18.9%	0.6%



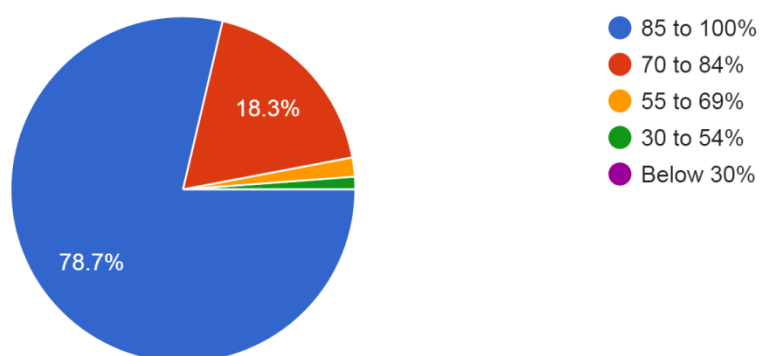
## What subject area are you currently pursuing?

Stream	Arts	Commerce	B.Voc	Fashion Designing	Computer Science
No. of students	52	85	20	4	8
Percentage	32%	62%	11%	2.36%	4.7%



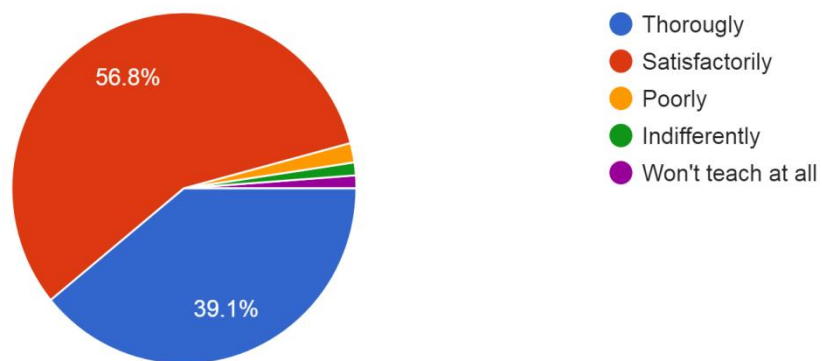
## 1. How much of the syllabus was covered in the class?

Scale	4	3	2	1	0
Criteria	85 – 100 %	70 – 84 %	55 – 69 %	30 – 54 %	Below 30 %
No. of students	133	31	3	2	0
Percentage	78.7%	18.3%	1.8%	1.2%	0



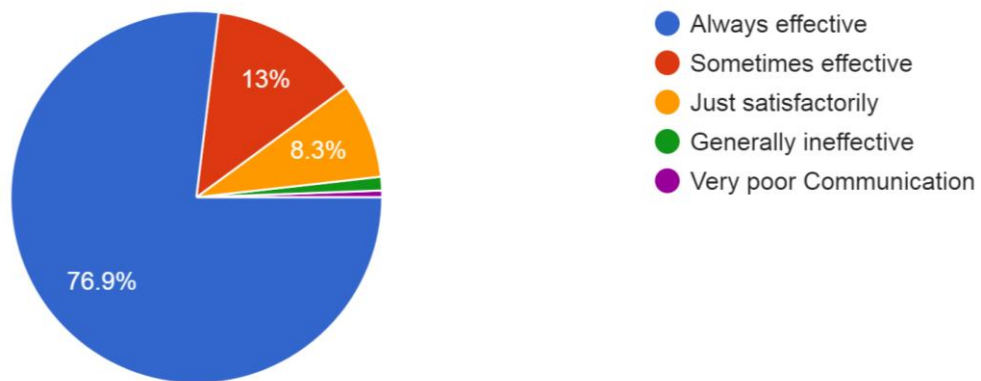
## 2. How well did the teachers prepare for the classes?

Scale	4	3	2	1	0
Criteria	Thoroughly	Satisfactorily	Poorly	Indifferently	Won't Teach At All
No. of responses	66	96	3	2	2
Percentage	39.1%	56.8%	1.8%	1.2%	1.2%



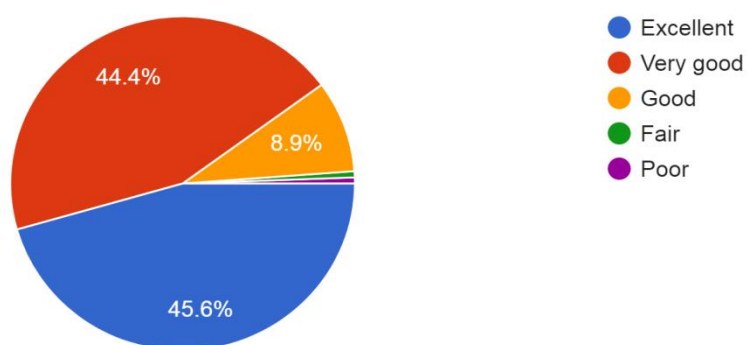
### 3. How well were the teachers able to communicate?

Scale	4	3	2	1	0
Criteria	Always Effective	Sometimes Effective	Just Satisfactorily	Generally Ineffective	Very Poor Communication
No. Of Responses	130	22	14	2	1
Percentage	76.9 %	13%	8.3%	1.2%	0.6%



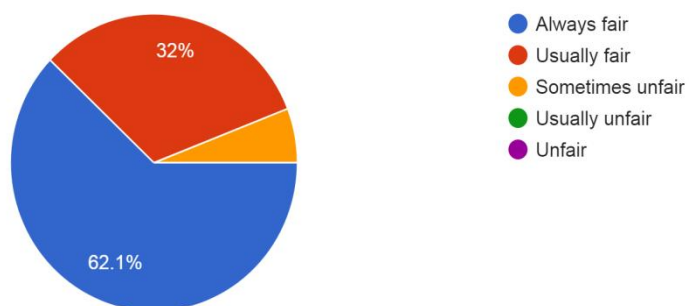
#### 4. The teachers approach to teaching can best be described as

Scale	4	3	2	1	0
Criteria	Excellent	Very Good	Good	Fair	Poor
No. Of Responses	77	75	15	1	1
Percentage	45.6%	44.4%	8.9%	0.6 %	0.6%



## 5. Fairness of the internal evaluation process by the teachers?

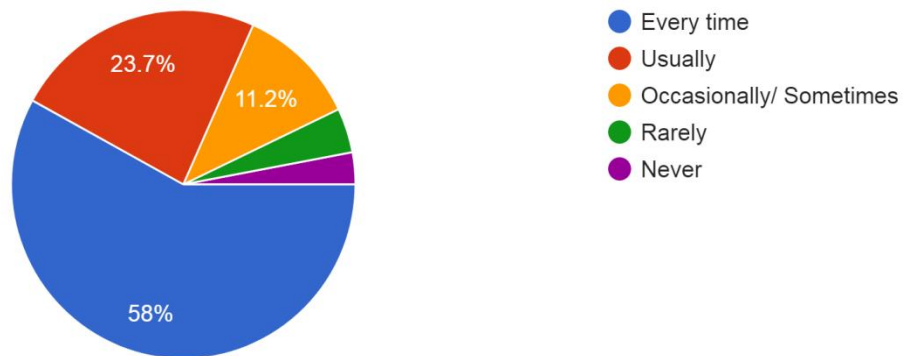
Scale	4	3	2	1	0
Criteria	Always Fair	Usually Fair	Sometimes Unfair	Usually Unfair	Unfair
No. Of Responses	105	54	10	0	0
Percentage	62.1%	32%	5.9%	0	0





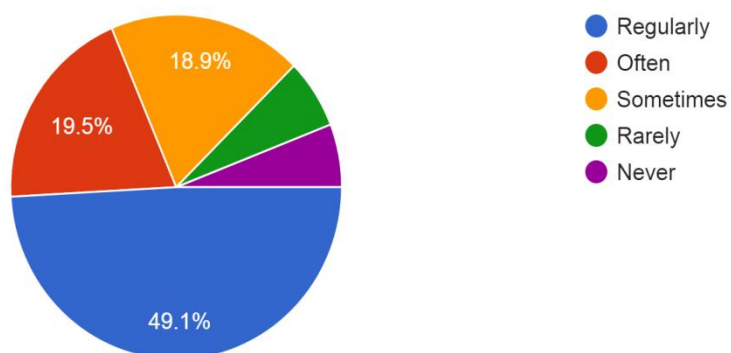
## 6. Was your performance in assignments discussed with you?

Scale	4	3	2	1	0
Criteria	Every Time	Usually	Occasionally	Rarely	Never
No. Of Responses	98	40	19	7	5
Percentage	58%	23.7%	11.2%	4.1%	3%



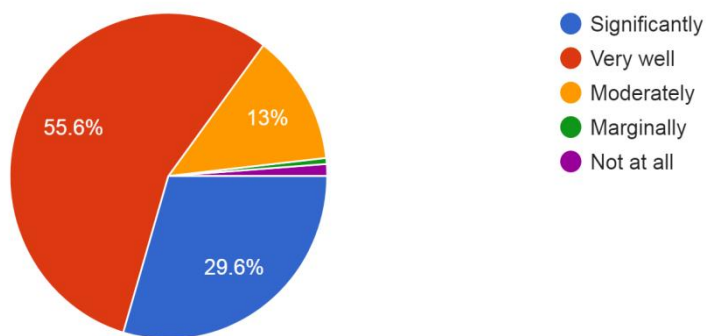
**7. The institute takes active interest in promoting internship, students exchange and field visit opportunities for students.**

Scale	4	3	2	1	0
Criteria	Regularly	Often	Sometimes	Rarely	Never
No. Of Responses	83	33	32	11	10
Percentage	49.1%	19.5%	18.9%	6.5%	5.9%



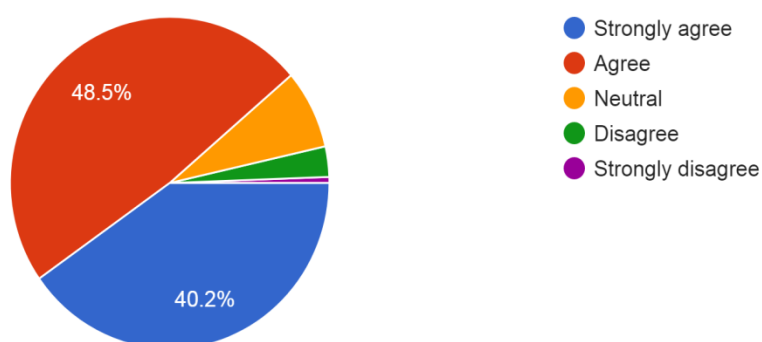
**8. The teaching and mentoring process in your institution facilitates you in cognitive, social and emotional growth.**

Scale	4	3	2	1	0
Criteria	Significant ly	Very Well	Moderatel y	Marginall y	Not At All
No. Of Responses	50	94	22	1	2
Percentage	29.6%	55.6%	13%	0.6%	1.2%



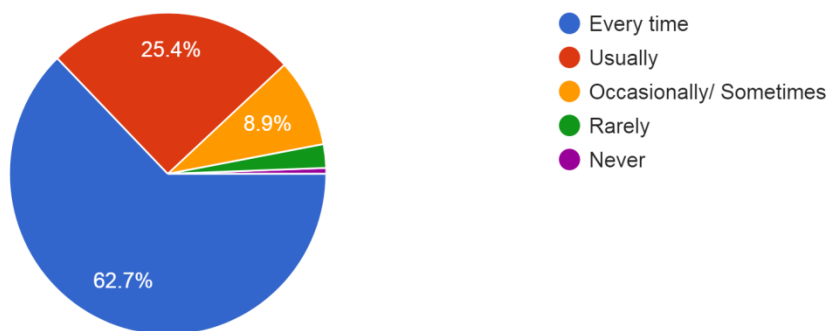
## 9. The institution provides multiple opportunities to learn and grow.

Scale	4	3	2	1	0
Criteria	Strongly Agree	Agree	Neutral	Disagree	Strongly Disagree
No. Of Responses	68	82	13	5	1
Percentage	40.2%	48.5%	7.7%	3%	0.6%



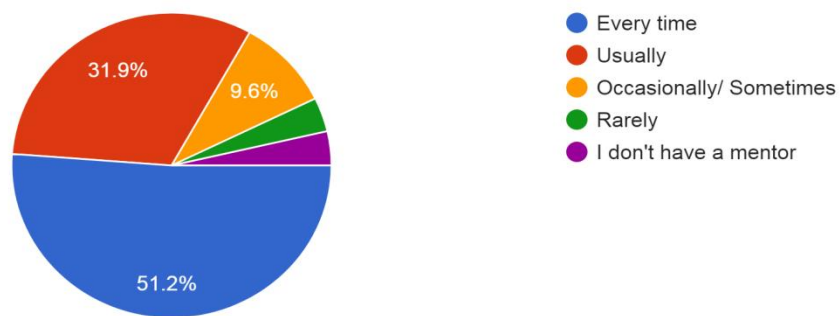
**10. Teachers inform you about your expected competencies, course outcomes and program outcomes.**

Scale	4	3	2	1	0
Criteria	Every Time	Usually	Occasionally	Rarely	Never
No. Of Responses	106	43	15	4	1
Percentage	32.7%	25.4%	8.9%	2.4%	0.6%



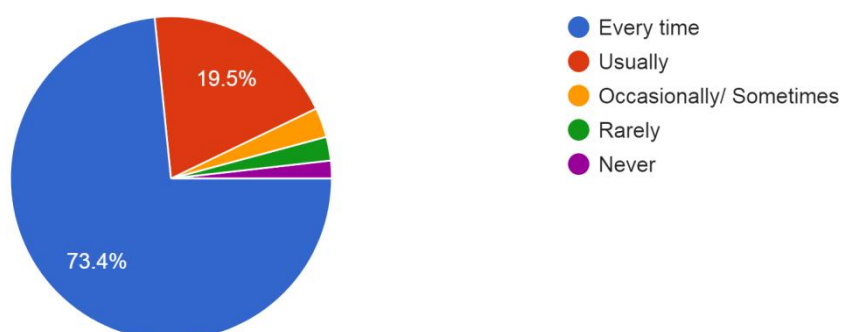
**11. Your mentor does a necessary follow-up with an assigned task to you.**

Scale	4	3	2	1	0
Criteria	Every Time	Usually	Occasionally	Rarely	I Don't have mentor
No. of students	85	53	16	6	6
Percentage	51.2%	31.9%	9.6%	3.6%	3.6%



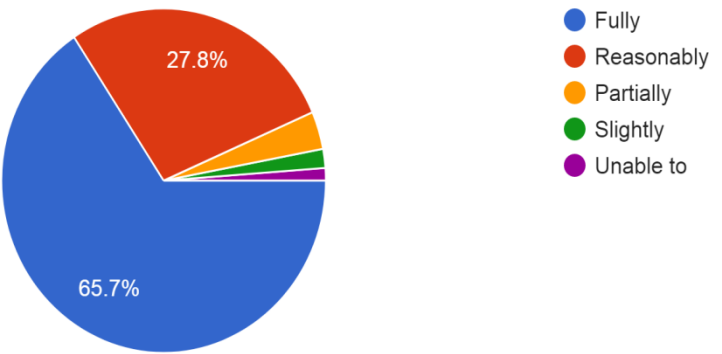
## 12. The teachers illustrate the concepts through examples and applications.

Scale	4	3	2	1	0
Criteria	Every Time	Usually	Occasionally	Rarely	Never
No. of students	124	33	5	4	3
Percentage	73.4%	19.5%	3%	2.4%	1.8%



**13. The teachers identify your strengths and encourage you with providing right level of challenges.**

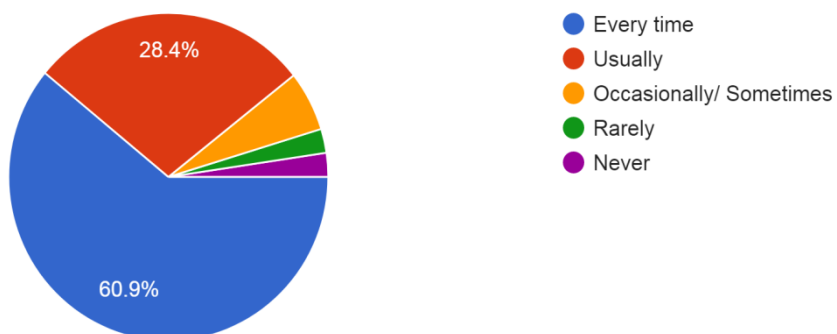
Scale	4	3	2	1	0
Criteria	Fully	Reasonably	Partially	Slightly	Unable to
No. of students	111	47	6	3	2
Percentage	65.7%	27.8%	3.6%	1.8%	1.2%





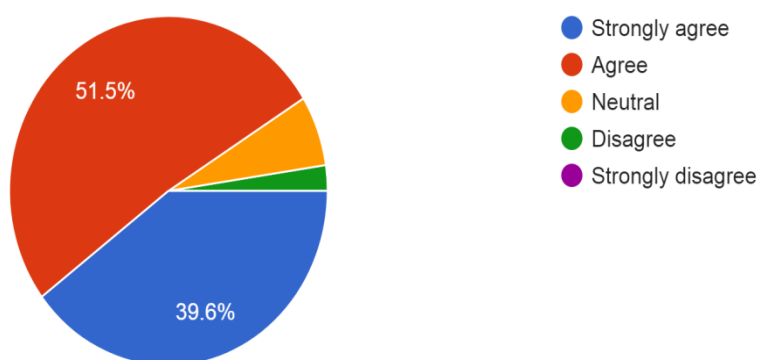
**14. Teachers are able to identify your weaknesses and help you to overcome them.**

Scale	4	3	2	1	0
Criteria	Every Time	Usually	Occasionally	Rarely	Never
No. of students	103	48	10	4	4
Percentage	60.9%	28.4%	5.9%	2.4%	2.4%



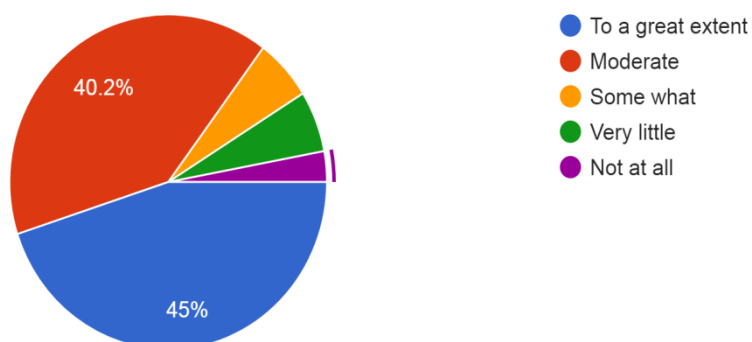
**15. The institution makes effort to engage students in the monitoring, review and continues quality improvement of the teaching learning process.**

Scale	4	3	2	1	0
Criteria	Strongly Agree	Agree	Neutral	Disagree	Strongly Disagree
No. of students	67	87	11	4	0
Percentage	39.6%	51.5%	6.5%	2.4%	0



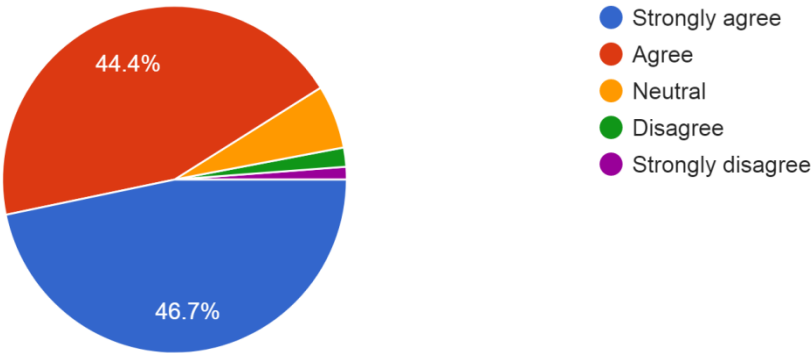
**16. The institute/teachers use student's centric methods, such as experimental learning, participative learning and problem solving methodologies for enhancing learning experiences.**

Scale	4	3	2	1	0
Criteria	To a great extent	Moderate	Some what	Very little	Not at all
No. of students	76	68	10	10	5
Percentage	45%	40.2%	5.9%	5.9%	3%



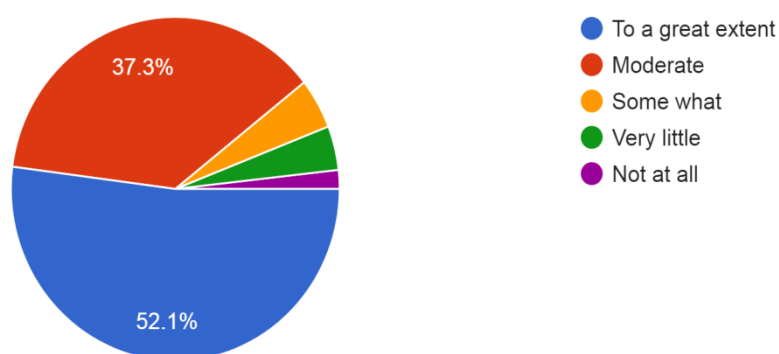
**17. Teachers encourage you to participate in extracurricular activities.**

Scale	4	3	2	1	0
Criteria	Strongly Agree	Agree	Neutral	Disagree	Strongly Disagree
No. of students	79	75	10	3	2
Percentage	46.7%	44.4%	5.9%	1.8%	1.2%



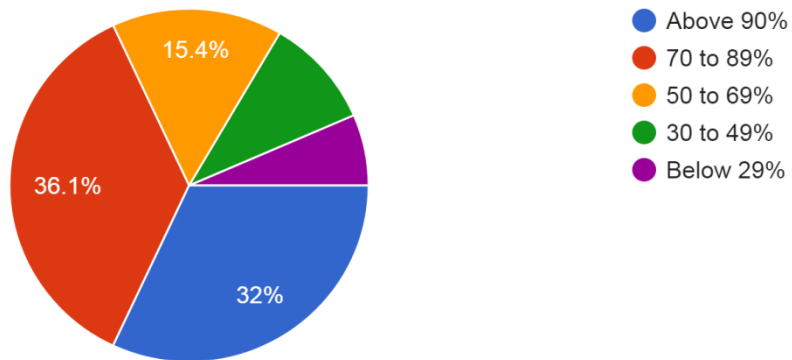
**18. Efforts are made by the institute /teachers to inculcate soft skills, life skills and employability skills to make you ready for the world of work.**

Scale	4	3	2	1	0
Criteria	To a great extent	Moderate	Some what	Very little	Not at all
No. of students	88	63	8	7	3
Percentage	52.1%	37.3%	4.7%	4.1%	1.8%



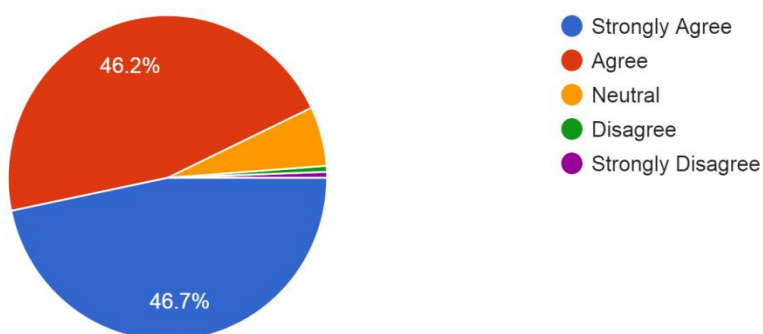
**19. What percentage of teachers uses ICT tools such as LCD projector, multimedia, etc.? While teaching.**

Scale	4	3	2	1	0
Criteria	Above 90%	70 to 89%	50 to 69%	30 to 49%	Below 29%
No. of students	54	61	26	17	11
Percentage	32%	36.1%	15.4%	10.1%	6.5%



**20. The overall quality of teaching-learning process in your institute is very good.**

Scale	4	3	2	1	0
Criteria	Strongly Agree	Agree	Neutral	Disagree	Strongly Disagree
No. of students	79	78	10	1	1
Percentage	46.7%	46.2%	5.9%	0.6%	0.6%



## **21. Suggestions from students**

- Use LCD Projector Give Practical Training To Students
- Give more written notes
- Teachers should give knowledge about employability skills
- Make students feel that you care about them as a teacher. Also give personal feedback to students about their progress. Give students the experience of linking their knowledge and understanding with the local environment. Adopt a strategy that ensures child participation in the classroom and encourages students to ask questions.
- They should focus on more practical work. Should arrange activities which will increase student's productivity and confidence. Give extra classes based on spoken English or any competitive exams
- Institute must be engaged in providing practical knowledge to the students. Although everything is very good
- More focus should be there on practical knowledge rather than theoretical.
- Case studies help to increase motivation level of students.
- Practical knowledge is a good idea to learn more effectively.
- 75%-85% role is played by soft skills in everyone's life, so soft skills are one of the best idea
- Use Participation methods. Promote internships Mentorship programs
- Use smart classes method More curriculum activities provide them real examples
- Use projector to cover the topic.
- Encourage sports activities.
- Give some other opportunities to develop personality
- Institute should make efforts for other skills like , employability skill
- Little more focus on field trips, practical learning and overall competitiveness in class.